




ProStone[®]

EXCLUSIVELY FOR CSI
AND THE CANADIAN MARKET



STONE VENEER	3
EASY FIT SAVANNAH LEDGE	3
LEDGESTONE	3

EASY FIT SAVANNAH LEDGE			Easy Fit Savannah Ledge is tightly fitted to form a precise yet rugged texture. Easy Fit Savannah Ledge provides color and shadow for a variety of designs. It comes grouped in modular components of equal height to make installation quick and easy					
			- Coverage based on no mortar joint.					
			Stone Sizing = 9" – 12" in length, 6" in height with corners of 3" – 12".					
COLOR	PRODUCT CODE (SKU#)		PACKAGING			WEIGHT (Approx.)		
	CARTON		UNIT	UNIT OF SALE	UNITS /PALL	CVG. /CTN	PER UNIT	PER PALLET
	FLATS	CORNERS	Carton Flat	Carton	24	12.25 sq ft	108 lbs	2592 lbs
Black Iron	9014904	9014903	Carton Corner	Carton	24	7 lin ft	83 lbs	1992 lbs
Grey Manor	9014902	9014901						

LEDGESTONE			Ledgestone is one of the most popular styles of stones. The extensive pallet of rich texture and subtle variations of color provide a look that makes a bold statement. Ledgestone is molded from real stone, so the texture is detailed, varied and remarkably lifelike.					
			- Coverage based on 1/2" mortar joint.					
			Stone Sizing = 6" – 20" in length, 1 1/2" – 4" in height with corners of 4" – 12".					
COLOR	PRODUCT CODE (SKU#)		PACKAGING			WEIGHT (Approx.)		
	CARTON		UNIT	UNIT OF SALE	UNITS /PALL	CVG. /CTN	PER UNIT	PER PALLET
	FLATS	CORNERS	Carton Flat	Carton	24	12.33 sq ft	75 lbs	1800 lbs
Black Iron	9014908	9014907	Carton Corner	Carton	24	7.75 lin ft	69 lbs	1656 lbs
Grey Manor	9014906	9014905						