



## STONE VENEERS


3 COURSE ASHLAR.....	3
CASTLESTONE.....	3
FIELDSTONE.....	4
MICROEDGE.....	4
LEDGESTONE.....	5
LEDGESTONE JUMPERS.....	5
QUARRY LEDGESTONE*.....	6
ROMAN CASTLESTONE.....	6

## ARCHITECTURAL ACCESSORIES

TRIMSTONES.....	7
ROCKFACED 8".....	7
ROCKFACED 9".....	7
KEYSTONES.....	7
ROCKFACED.....	7
WATERTABLE/SILLS.....	8
ROCKFACED 18".....	8
ROCKFACED 34".....	8
HEARTHSTONES.....	8


## LANDSCAPE ELEMENTS

ANTIQUE TREADSTONE PAVERS.....	9
TEXTURED TREADSTONE PAVERS.....	10
TREADSTONE RISERS.....	11
RANDOM.....	11
WALL CAPS.....	12
ROCKFACED 12".....	12
ROCKFACED 14".....	12
POST CAPS.....	12
ROCKFACED 24".....	12
SLABS.....	13
SLAB 72" X 20".....	13
SLAB 72" X 24".....	13
SLAB 84" X 24".....	13

<b>3 COURSE ASHLAR</b>					Stones range from 6" to 18" in length, 2¼", 5", & 7¾" in height and ¾" to 1¼" in thickness. Coverage is based on ½" joints. Coverage will vary based on joint size, cutting or trimming preferences.						
	COLOR	PRODUCT CODE (SKU#)					PACKAGING			WEIGHT*	
		CRATE		ROCKPAK™			UNIT OF SALE	UNITS/ PALL	CVG./ CTN	PER UNIT	PER PALLET
FLATS	CORNERS	FLATS	CORNERS								
Ash Sandstone	A3CAF	A3CAC	A3CAFBOX	A3CACBOX	Crate Flat	Sq. Ft.	200	200 sq. ft.	11.6 lbs.	2332 lbs.	
Diamond River Quartzite	DR3CAF	DR3CAC	DR3CAFBOX	DR3CACBOX	Crate Corner	Lin. Ft.	150	150 lin. ft.	11 lbs.	1650 lbs.	
Klondike Limestone	K3CAF	K3CAC	K3CAFBOX	K3CACBOX	RockPak™ Flat	RockPak™	24	10 sq. ft.	120 lbs.	2880 lbs.	
Oxford Sandstone	O3CAF	O3CAC	O3CAFBOX	O3CACBOX	RockPak™ Corner	RockPak™	24	10 lin. ft.	111 lbs.	2664 lbs.	
Saddleback Sandstone	SK3CAF	SK3CAC	SK3CAFBOX	SK3CACBOX							
Siena Sandstone	S3CAF	S3CAC	S3CAFBOX	S3CACBOX							


\*weight is approximate

<b>Special Order!</b>				
Lancaster Quartzite	LC3CAF	LC3CAC	LC3CAFBOX	LC3CACBOX

<b>CASTLESTONE</b>					Stones range from 4" to 18" in length, 4" to 12" in height and ¾" to 1½" in thickness. Coverage is based on tight joints. Coverage will vary based on joint size, cutting or trimming preferences.						
	COLOR	PRODUCT CODE (SKU#)					PACKAGING			WEIGHT*	
		CRATE		ROCKPAK™			UNIT OF SALE	UNITS/ PALL	CVG./ CTN	PER UNIT	PER PALLET
FLATS	CORNERS	FLATS	CORNERS								
Black Rundle Limestone	BRCF	BRCC	BRCFBOX	BRCCBOX	Crate Flat	Sq. Ft.	200	200 sq. ft.	13.20 lbs.	2640 lbs.	
Cambrian Sandstone	CCF	CCC	CCFBOX	CCCBOX	Crate Corner	Lin. Ft.	150	150 lin. ft.	11.7 lbs.	1760 lbs.	
Copper Canyon Sandstone	CCCF	CCCC	CCCFBOX	CCCCBOX	RockPak™ Flat	RockPak™	24	10 sq. ft.	135 lbs.	3240 lbs.	
WestCoast® Quartzite	WCCF	WCCC	WCCFBOX	WCCCBOX	RockPak™ Corner	RockPak™	24	10 lin. ft.	119 lbs.	2856 lbs.	


\*weight is approximate

<b>Special Order!</b>				
Lancaster Quartzite	LCCF	LCCC	LCCFBOX	LCCCBOX


<b>FIELDSTONE</b>					Stones size range from ½ sq. ft. to 1½ sq. ft. and ¾" to 1¼" in thickness. Coverage is based on ½" joints. Coverage will vary based on joint size, cutting or trimming preferences.					
	<b>COLOR</b>	<b>PRODUCT CODE (SKU#)</b>					<b>PACKAGING</b>			<b>WEIGHT*</b>
<i>CRATE</i>		<i>ROCKPAK™</i>		<i>UNIT OF SALE</i>	<i>UNITS/PALL</i>		<i>CVG./CTN</i>	<i>PER UNIT</i>	<i>PER PALLET</i>	
<i>FLATS</i>	<i>CORNERS</i>	<i>FLATS</i>	<i>CORNERS</i>							
<i>Cambrian Sandstone</i>	CFF	CFC	CFFBOX	CFCBOX	<b>Crate Flat</b>	Sq. Ft.	200	200 sq. ft.	12.1 lbs.	2420 lbs.
<i>Copper Canyon Sandstone</i>	CCFF	CCFC	CCFFBOX	CCFCBOX	<b>Crate Corner</b>	Lin. Ft.	150	150 lin. ft.	9.6 lbs.	1439 lbs.
<i>Grigio Sandstone</i>	GFF	GFC	GFFBOX	GFCBOX	<b>RockPak™ Flat</b>	RockPak™	24	10 sq. ft.	124 lbs.	2976 lbs.
<i>Sierra Ridge Schist</i>	SRFF	SRFC	SRFFBOX	SRFCBOX	<b>RockPak™ Corner</b>	RockPak™	24	10 lin. ft.	97 lbs.	2328 lbs.
<i>Tuscan Sandstone</i>	TFF	TFC	TFFBOX	TFCBOX						
<i>WestCoast® Quartzite</i>	WCFF	WCFC	WCFFBOX	WCFCBOX						

\*weight is approximate

<b>Special Order!</b>				
<i>Lancaster Quartzite</i>	LCFF	LCFC	LCFFBOX	LCFCBOX


<b>MICROLEDGE</b>					Heights: up to 1 ½" (majority of stones will fall in the range of ½" to 1 ¼" and 5% of the stones will be greater than 1 ¼") plus fillers Lengths: up to 12" (majority of the stone will fall in the range of 6"-16") plus fillers Depth: 1 ¼" Coverage based on tight joints. Coverage will vary based on joint size, cutting or trimming preferences.					
	<b>COLOR</b>	<b>PRODUCT CODE (SKU#)</b>					<b>PACKAGING</b>			<b>WEIGHT*</b>
<i>CRATE</i>		<i>ROCKPAK™</i>		<i>UNIT OF SALE</i>	<i>UNITS/PALL</i>		<i>CVG./CTN</i>	<i>PER UNIT</i>	<i>PER PALLET</i>	
<i>FLATS</i>	<i>CORNERS</i>	<i>FLATS</i>	<i>CORNERS</i>							
<i>WestCoast® Quartzite</i>	WCMLF	WCMLC	WCMLFBOX	WCMLCBOX	<b>Crate Flat</b>	Sq. Ft.	100	100 sq. ft.	12.5 lbs.	1254 lbs.
					<b>Crate Corner</b>	Lin. Ft.	55	55 lin. ft.	11.6 lbs.	638 lbs.
					<b>RockPak™ Flat</b>	RockPak™	24	10 sq. ft.	126 lbs.	3024 lbs.
					<b>RockPak™ Corner</b>	RockPak™	24	10 lin. ft.	111 lbs.	2664 lbs.

\*weight is approximate

LEDGESTONE					All Colors (excluding Azul & Black Rundle) range from 6" to 18" in length, 2" to 5" in height and 3/4" to 1 1/2" in thickness. Azul & Black Rundle range from 6" to 18" in length, 2" to 5" in height and 3/4" to 1 1/2" in thickness. Coverage is based on tight joints. Coverage will vary based on joint size, cutting or trimming preferences.					
	COLOR	PRODUCT CODE (SKU#)				PACKAGING	WEIGHT*			
		CRATE		ROCKPAK™			UNIT OF SALE	UNITS/PALL	CVG./CTN	PER UNIT
	FLATS	CORNERS	FLATS	CORNERS						
Azul Limestone	ALLF	ALLC	ALLFBOX	ALLCBOX	Crate Flat	Sq. Ft.	220	220 sq. ft.	11.7 lbs.	2574 lbs.
Black Rundle Limestone	BRLF	BRLC	BRLFBOX	BRLCBOX	Crate Corner	Lin. Ft.	150	150 lin. ft.	12.3 lbs.	1837 lbs.
Cambrian Sandstone	CLF	CLC	CLFBOX	CLCBOX	RockPak™ Flat	RockPak™	24	10 sq. ft.	121 lbs.	2904 lbs.
Copper Canyon Sandstone	CCLF	CCLC	CCLFBOX	CCLCBOX	RockPak™ Corner	RockPak™	24	10 lin. ft.	124 lbs.	2976 lbs.
Grigio Sandstone	GLF	GLC	GLFBOX	GLCBOX						
Tuscan Sandstone	TLF	TLC	TLFBOX	TLCBOX						
WestCoast® Quartzite	WCLF	WCLC	WCLFBOX	WCLCBOX						


\*weight is approximate

Special Order!										
Lancaster Quartzite	LCLF	LCLC	LCLFBOX	LCLCBOX	Crate Flat	Sq. Ft.	200	200 sq. ft.	12.4 lbs.	2486 lbs.
					Crate Corner	Lin. Ft.	150	150 lin. ft.	12.3 lbs.	1837 lbs.
					RockPak™ Flat	RockPak™	24	10 sq. ft.	121 lbs.	2904 lbs.
					RockPak™ Corner	RockPak™	24	10 lin. ft.	124 lbs.	2976 lbs.

LEDGESTONE JUMPERS					Jumper heights range from 4" to 6" in height. Jumpers are not available for Azul and Black Rundle Coverage is based on tight joints. Coverage will vary based on joint size, cutting or trimming preferences.					
	JUMPER COLOR	PRODUCT CODE (SKU#)				PACKAGING	WEIGHT*			
		CRATE		ROCKPAK™			UNIT OF SALE	UNITS/PALL	CVG./CTN	PER UNIT
	FLATS	CORNERS	FLATS	CORNERS						
Cambrian Sandstone	CLFJ	CLCJ	CLFJBOX	CLCJBOX	Crate Flat	Sq. Ft.	200	200 sq. ft.	12.9 lbs.	2588 lbs.
Copper Canyon Sandstone	CCLFJ	CCLCJ	CCLFJBOX	CCLCJBOX	Crate Corner	Lin. Ft.	150	150 lin. ft.	12.4 lbs.	1859 lbs.
Grigio Sandstone	GLFJ	GLCJ	GLFJBOX	GLCJBOX	RockPak™ Flat	RockPak™	24	10 sq. ft.	132 lbs.	3168 lbs.
Tuscan Sandstone	TLFJ	TLCJ	TLFJBOX	TLCJBOX	RockPak™ Corner	RockPak™	24	10 lin. ft.	125 lbs.	3000 lbs.
WestCoast® Quartzite	WCLFJ	WCLCJ	WCLFJBOX	WCLCJBOX						


\*weight is approximate

Special Order!					
Lancaster Quartzite	LCLFJ	LCLCJ	LCLFJBOX	LCLCJBOX	




<b>QUARRY LEDGESTONE®</b>					<p>Stones range from 6" to 18" in length, 2" to 8" in height and ¾" to 1¼" in thickness.  <i>Note: Quarry Ledgestone® contains some filler pieces that are 1" in height and range in length.</i></p> <p>Coverage is based on tight joints. Coverage will vary based on joint size, cutting or trimming preferences.</p>					
	<b>COLOR</b>	<b>PRODUCT CODE (SKU#)</b>					<b>PACKAGING</b>			<b>WEIGHT*</b>
<b>CRATE</b>		<b>ROCKPAK™</b>		<b>UNIT OF SALE</b>	<b>UNITS/PALL</b>		<b>CVG./CTN</b>	<b>PER UNIT</b>	<b>PER PALLET</b>	
<b>FLATS</b>	<b>CORNERS</b>	<b>FLATS</b>	<b>CORNERS</b>							
<i>Armoury Sandstone</i>	AQLF	AQLC	AQLFBOX	AQLCBOX	<b>Crate Flat</b>	Sq. Ft.	200	200 sq. ft.	12.5 lbs.	2508 lbs.
<i>Arrowhead Limestone &amp; Sandstone</i>	AHQLF	AHQLC	AHQLFBOX	AHQLCBOX	<b>Crate Corner</b>	Lin. Ft.	150	150 lin. ft.	12.2 lbs.	1828 lbs.
<i>Coyote Sandstone</i>	CQLF	CQLC	CQLFBOX	CQLCBOX	<b>RockPak™ Flat</b>	RockPak™	24	10 sq. ft.	128 lbs.	3072 lbs.
<i>Mesa Sandstone</i>	MQLF	MQLC	MQLFBOX	MQLCBOX	<b>RockPak™ Corner</b>	RockPak™	24	10 lin. ft.	123 lbs.	2952 lbs.
<i>New England Schist</i>	NEQLF	NEQLC	NEQLFBOX	NEQLCBOX						
<i>Thunder Ridge Sandstone</i>	TRQLF	TRQLC	TRQLFBOX	TRQLCBOX						
<i>Wolverine Quartzite</i>	WQLF	WQLC	WQLFBOX	WQLCBOX						



\*weight is approximate


<b>Special Order!</b>				
<i>Lancaster Quartzite</i>	LCQLF	LCQLC	LCQLFBOX	LCQLCBOX

<b>ROMAN CASTLESTONE</b>					<p>Stones range from 6" to 14" in length, 2" to 6" in height and ¾" to 1¼" in thickness.  <i>Note: Roman Castlestone contains some filler pieces that are 1" in height and range in length.</i></p> <p>Coverage is based on tight joints. Coverage will vary based on joint size, cutting or trimming preferences.</p>					
	<b>COLOR</b>	<b>PRODUCT CODE (SKU#)</b>					<b>PACKAGING</b>			<b>WEIGHT*</b>
<b>CRATE</b>		<b>ROCKPAK™</b>		<b>UNIT OF SALE</b>	<b>UNITS/PALL</b>		<b>CVG./CTN</b>	<b>PER UNIT</b>	<b>PER PALLET</b>	
<b>FLATS</b>	<b>CORNERS</b>	<b>FLATS</b>	<b>CORNERS</b>							
<i>Sierra Ridge Schist</i>	SRCF	SRCC	SRCFBOX	SRCCBOX	<b>Crate Flat</b>	Sq. Ft.	200	200 sq. ft.	13.2 lbs.	2631 lbs.
					<b>Crate Corner</b>	Lin. Ft.	150	150 lin. ft.	11.7 lbs.	1760 lbs.
					<b>RockPak™ Flat</b>	RockPak™	24	10 sq. ft.	134 lbs.	3223 lbs.
					<b>RockPak™ Corner</b>	RockPak™	24	10 lin. ft.	118 lbs.	2838 lbs.



\*weight is approximate

TRIMSTONES						
ROCKFACED 8" TRIMSTONE	PRODUCT CODE (SKU#)		PACKAGING		WEIGHT	
	COLOUR	FULL CRATE & PARTIAL CRATE	UNIT OF SALE	PCS / UNIT OF SALE	PER UNIT	PER UNIT OF SALE
 9" in height, 5" in width and 2" in thickness.	Black Rundle	BRTS862	Crate	320	9 lbs.	2880 lbs.
			Package	10		90 lbs.
	Cambrian	CTS862	Crate	320	9 lbs.	2880 lbs.
			Package	10		90 lbs.
	Tuscan	TTS862	Crate	320	9 lbs.	2880 lbs.
			Package	10		90 lbs.
ROCKFACED 9" TRIMSTONE	PRODUCT CODE (SKU#)		PACKAGING		WEIGHT	
	COLOUR	FULL CRATE & PARTIAL CRATE	UNIT OF SALE	PCS / UNIT OF SALE	PER UNIT	PER UNIT OF SALE
 8" in height, 6" in width and 2" in thickness	Black Rundle	BRTS952	Crate	320	9 lbs.	2880 lbs.
			Package	10		90 lbs.
	Cambrian	CTS952	Crate	320	9 lbs.	2880 lbs.
			Package	10		90 lbs.
	Tuscan	TTS952	Crate	320	9 lbs.	2880 lbs.
			Package	10		90 lbs.
KEYSTONES						
ROCKFACED KEYSTONE	PRODUCT CODE (SKU#)		PACKAGING		WEIGHT	
	COLOUR	FULL CRATE & PARTIAL CRATE	UNIT OF SALE	UNITS / CRATE	PER UNIT	PER CRATE
 11.5" in height, 9.5" (Top) & 5" (Bottom) in width and 2" in thickness.	Cambrian	CKS	Crate	120	24 lbs.	2860 lbs.
	Black Rundle	BRKS	Each	1		
	Tuscan	TKS				



WATERTABLE/SILLS						
ROCKFACED 18" WATERTABLE/SILL	PRODUCT CODE (SKU#)		PACKAGING		WEIGHT	
	COLOUR	FULL CRATE & PARTIAL CRATE	UNIT OF SALE	PCS / UNIT OF SALE	PER PC	PER UNIT OF SALE
 <p>18" in length, 3" in width and 2" in thickness.</p>	Black Rundle	BRS18	Crate	256	11 lbs.	2926 lbs.
			Package	4		44 lbs.
	WestCoast®	WCS18	Crate	256	11 lbs.	2926 lbs.
			Package	4		44 lbs.
ROCKFACED 34" WATERTABLE/SILL	PRODUCT CODE (SKU#)		PACKAGING		WEIGHT	
	COLOUR	FULL CRATE & PARTIAL CRATE	UNIT OF SALE	PCS / UNIT OF SALE	PER PC	PER UNIT OF SALE
 <p>34" in length, 3" in width and 2" in thickness.</p>	Cambrian	CS34	Crate	144	19.25 lbs.	2772 lbs.
			Package	4		77 lbs.
	Tuscan	TS34	Crate	144	19.25 lbs.	2772 lbs.
			Package	4		77 lbs.

HEARTHSTONES						
HEARTHSTONE	PRODUCT CODE (SKU#)		PACKAGING		WEIGHT	
	COLOUR	FULL CRATE & PARTIAL CRATE	UNIT OF SALE	UNITS / CRATE	PER UNIT	PER CRATE
 <p>19" in length, 20" in width, and 2" in thickness.</p>	Black Rundle	BRHS19X20	Crate	18	110 lbs.	1980 lbs.
	Cambrian	CHS19X20	Each	1		
	Tuscan	THS19X20				
	WestCoast®	WCHS19X20				





ANTIQUE TREADSTONE PAVERS						
ANTIQUE 12" X 24" PAVER	PRODUCT CODE (SKU#)		PACKAGING		WEIGHT	
	COLOUR	PALLET	UNIT OF SALE	UNITS / CRATE	PER UNIT	PER CRATE
 24" in length, 12" in depth and 1" in thickness (nominal)	Brook	BTPAF1224	Crate	64 or 76*	26 lbs.	1664 or 1976 lbs*
	Dune	DTPAF1224	Each	1		
	Revolver	RTPAF1224				
ANTIQUE 24" X 24" PAVER	PRODUCT CODE (SKU#)		PACKAGING		WEIGHT	
	COLOUR	PALLET	UNIT OF SALE	UNITS / CRATE	PER UNIT	PER CRATE
 24" in length, 24" in depth and 1" in thickness (nominal)	Brook	BTPAF2424	Crate	32 or 38*	52 lbs.	1664 or 1976 lbs*
	Dune	DTPAF2424	Each	1		
	Revolver	RTPAF2424				

*\*Units per crate may be variable. Please contact Customer Service to confirm quantities.*


TEXTURED TREADSTONE PAVERS						
TEXTURED 12" X 24" PAVER	PRODUCT CODE (SKU#)		PACKAGING		WEIGHT	
	COLOUR	PALLET	UNIT OF SALE	UNITS / CRATE	PER UNIT	PER CRATE
 24" in length, 12" in depth and 1" in thickness (nominal)	Brook	BTPTF1224	Crate	64 or 76*	26 lbs.	1664 or 1976 lbs*
	Dune	DTPTF1224	Each	1		
	Revolver	RTPTF1224				
	Kings Point	KPTPTF1224				
TEXTURED 24" X 24" PAVER	PRODUCT CODE (SKU#)		PACKAGING		WEIGHT	
	COLOUR	PALLET	UNIT OF SALE	UNITS / CRATE	PER UNIT	PER CRATE
 24" in length, 24" in depth and 1" in thickness (nominal)	Brook	BTPTF2424	Crate	32 or 38*	52 lbs.	1664 or 1976 lbs*
	Dune	DTPTF2424	Each	1		
	Revolver	RTPTF2424				
	Kings Point	KPTPTF2424				


*\*Units per crate may be variable. Please contact Customer Service to confirm quantities.*

**TREADSTONE RISERS**


RANDOM ROCK RISERS KODIAK	PRODUCT CODE (SKU#)		PACKAGING		WEIGHT	
	COLOUR	PALLET	UNIT OF SALE	UNITS / PALLET	AVERAGE WEIGHT	PER PALLET
 <p>22" to 48" in length, 13" to 25" in depth and 7" in thickness (nominal) <i>Size ranges from 2 - 6.5 sq. ft.</i></p>	Kodiak	KOD7	Lbs.	Varies	85 lbs./sq. ft.	Varies
RANDOM ROCK RISERS CORTEZA	PRODUCT CODE (SKU#)		PACKAGING		WEIGHT	
	COLOUR	PALLET	UNIT OF SALE	UNITS / PALLET	AVERAGE WEIGHT	PER PALLET
 <p>40" to 48" in length, 19" to 25" in depth and 7" in thickness (nominal) <i>Size ranges from 2.25 - 7.5 sq. ft.</i></p>	Corteza	CORT7	Lbs.	Varies	85 lbs./sq. ft.	Varies

**WALL CAPS**

ROCKFACED 12" WALL CAP	PRODUCT CODE (SKU#)		PACKAGING		WEIGHT	
	COLOUR	FULL CRATE & PARTIAL CRATE	UNIT OF SALE	UNITS / CRATE	PER UNIT	PER CRATE
 <p>12" in width, 20" in length and 2" in thickness.</p>	Black Rundle	BRWC1220	Crate	36	52 lbs.	1870 lbs.
	Cambrian	CWC1220	Each	1		
	Tuscan	TWC1220				
	WestCoast®	WCWC1220				

ROCKFACED 14" WALL CAP	PRODUCT CODE (SKU#)		PACKAGING		WEIGHT	
	COLOUR	FULL CRATE & PARTIAL CRATE	UNIT OF SALE	UNITS / CRATE	PER UNIT	PER CRATE
 <p>14" in width, 20" in length and 2" in thickness.</p>	Black Rundle	BRWC1420	Crate	36	57 lbs.	2035 lbs.
	Cambrian	CWC1420	Each	1		
	Tuscan	TWC1420				
	WestCoast®	WCWC1420				

**POST CAPS**




ROCKFACED 24" POST CAP	PRODUCT CODE (SKU#)		PACKAGING		WEIGHT	
	COLOUR	FULL CRATE & PARTIAL CRATE	UNIT OF SALE	UNITS / CRATE	PER UNIT	PER CRATE
 <p>24" in length, 24" in width and 2" in thickness.</p>	Black Rundle	BRPC2424	Crate	18	110 lbs.	1980 lbs.
	Cambrian	CPC2424	Each	1		
	Tuscan	TPC2424				
	WestCoast®	WCPC2424				

**SLABS**

**Natural Finish** - Top surface has a natural split face finish, giving it a rough textured appearance. All 3 edges have a hand-hewn texture. Saw cut back edge.

**Textured Finish** - Top surface has a smooth even finish with a textured appearance. All 3 edges have a hand-hewn texture. Saw cut back edge.

**Antique Finish** – Top surface has been flamed to enhance the stone’s colorway and natural undulation. All 3 edges have a hand hewn texture. Saw cut back edge.

SLAB 72" X 20" Antique Finish	PRODUCT CODE (SKU#)		PACKAGING		WEIGHT	
	COLOUR	FULL CRATE & PARTIAL CRATE	UNIT OF SALE	UNITS / CRATE	PER UNIT	PER CRATE
 72" in length, 20" in width and 2" in thickness.	WestCoast*	WCSA7220	Crate	8	350 lbs.	2794 lbs.
			Each	1		
SLAB 72" X 24" Natural Finish	PRODUCT CODE (SKU#)		PACKAGING		WEIGHT	
	COLOUR	FULL CRATE & PARTIAL CRATE	UNIT OF SALE	UNITS / CRATE	PER UNIT	PER CRATE
 72" in Length, 24" in width and 2" in thickness.	Cambrian	CSN7224	Crate	8	330 lbs.	2640 lbs.
	Tuscan	TSN7224	Each	1		
SLAB 84" X 24" Textured Finish	PRODUCT CODE (SKU#)		PACKAGING		WEIGHT	
	COLOUR	FULL CRATE & PARTIAL CRATE	UNIT OF SALE	UNITS / CRATE	PER UNIT	PER CRATE
 84" in length, 24" in width and 2" in thickness.	Cambrian	CST8424	Crate	8	371 lbs.	2970 lbs.
	Tuscan	TST8424	Each	1		