



PANGAEA[®]
NATURAL STONE INC.

ESG conscientious, community focused and passionate about stone. Vet us like you're going on a first date and then get to know us a little better at PangaeaNaturalStone.com.

CANADA . UNITED STATES . INDIA
since 2004



Diamond River 3 Course Ashlar

PANGAEA®
THIN STONE VENEER
COLLECTIVE

3 COURSE ASHLAR




Ash



Chinook




Diamond River



Klondike



Lancaster




Oxford



Providence



Saddleback



Siena

9 COLORS TO CHOOSE FROM

SPECIFICATIONS

length: *Up to 18" (457 mm)*

height: *Up to 7³/₄" (197 mm)*

thickness: *Average 1¹/₄" (32 mm)*

weight: *Up to 13 lbs/ft² (63 kgs/m²)*

corners: *Available*



Black Rundle Castlestone

PANGAEA®
THIN STONE VENEER
COLLECTIVE

CASTLESTONE



Black Rundle



Cambrian



Copper Canyon



Providence



WestCoast®

5 COLORS TO CHOOSE FROM

SPECIFICATIONS

length: *Up to 18" (457 mm) plus fillers*

height: *Up to 12" (305 mm) plus fillers*

thickness: *Average 1" (25mm)*

weight: *Up to 13 lbs/ft² (63 kgs/m²)*

corners: *Available*



WestCoast® Fieldstone

PANGAEA®
THIN STONE VENEER
COLLECTIVE

FIELDSTONE




Cambrian



Copper Canyon



Grigio



Lancaster



Sierra Ridge



WestCoast®

6 COLORS TO CHOOSE FROM

SPECIFICATIONS

size of stone: *Up to 1½ ft² (0.1m²) plus fillers*

weight: *Up to 13 lbs/ft² (63 kgs/m²)*

thickness: *Average 1" (25 mm)*

corners: *Available*



WestCoast® Ledgestone

PANGAEA®
THIN STONE VENEER
COLLECTIVE

LEDGESTONE

9 COLORS TO CHOOSE FROM




Black Rundle



Cambrian



Chinook



Copper Canyon




Grigio



Lancaster




New England



Providence



Tuscan



WestCoast®

SPECIFICATIONS

length: *Up to 18" (457 mm)*

height: *Up to 5" (127 mm)*

thickness: *Average 1" (25 mm)*

weight: *Up to 13 lbs/ft² (63 kgs/m²)*

corners: *Available (sold separately)*



WestCoast® Microledge

PANGAEA®
THIN STONE VENEER
COLLECTIVE

MICROLEGE



WestCoast®

WHY MESS WITH PERFECTION?

PANGAEA® SIGNATURE STONE IS DISTINCTIVELY ONE OF A KIND!

SPECIFICATIONS

l e n g t h: *Up to 12" (305 mm)*

h e i g h t: *Up to 1 1/4" (33 mm)*

t h i c k n e s s: *Average 1 1/4" (32mm)*

w e i g h t: *Up to 13 lbs/ft² (63 kgs/m²)*

c o r n e r s: *Available*



New England Quarry Ledge Stone®

PANGAEA®
THIN STONE VENEER
COLLECTIVE

QUARRY LEDGESTONE®



Chinook



Lancaster



Providence



Wolverine

SPECIFICATIONS

length: *Up to 16" (406 mm) plus fillers*

height: *Up to 8" (203 mm) plus fillers*

thickness: *Average 1¹/₄" (32 mm)*

weight: *Up to 13 lbs/ft² (63 kgs/m²)*

corners: *Available*



Coyote



New England



Thunder Ridge

SPECIFICATIONS

length: *Up to 16" (406 mm) plus fillers*

height: *Up to 6" (152 mm) plus fillers*

thickness: *Average 1¹/₄" (32 mm)*

weight: *Up to 13 lbs/ft² (63 kgs/m²)*

corners: *Available*



Sierra Ridge Roman Castlestone

PANGAEA®
THIN STONE VENEER
COLLECTIVE

ROMAN CASTLESTONE



Chinook



Lancaster



Sierra Ridge

IN THREE PERFECTED COLORS.

SPECIFICATIONS

length: *Up to 18" (457 mm) plus fillers*

height: *Up to 12" (305 mm) plus fillers*

thickness: *Average 1" (25mm)*

weight: *Up to 13 lbs/ft² (63 kgs/m²)*

corners: *Available*

THE NEXT LEVEL IS

IN THE DETAILS

*Pangaea® Architectural Elements
are your accessories:*

watertable sills

trimstones

keystones

hearthstones

post caps


wall caps

slabs

INTRODUCING

P A N G A Æ A®
A R C H I T E C T U R A L
Æ L Æ M Æ N T S

**WHETHER YOU ARE LOOKING TO SUBTLY BLEND IN
OR BOLDLY STAND OUT, IT'S THE LITTLE THINGS
THAT MAKE ALL THE DIFFERENCE.**



Pangaea® offers an array of finishing products that are more detailed than a packet of instructions for self-assembly furniture (and we're easier to use too). From watertable sills to trimstones, our architectural elements add that final touch that gives that "I can't quite put my finger on what it is about this, but man that looks incredible" feeling. It's that final coat of lipgloss, that perfectly fluffed pillow, that straightened picture frame, that foam on top of a latte.



WATERTABLE SILLS
ARE DEPENDABLE
LIKE YOUR FAVORITE
RAIN JACKET

*Diamond River 3 Course Ashlar
with WestCoast® Watertable Sills*

PANGAEA®
ARCHITECTURAL
ELEMENTS

WATERTABLE SILLS

A necessary component for proper moisture management, Pangaea® watertable sills are specifically designed for use at the top of a stone wainscot and are designed with a drip edge for water runoff.

WATERTABLE SILL 34"

finish: *Natural*

length: 34" (864 mm)

width: 3" (76 mm)

thickness: 2" (51 mm)

colors: *Cambrian & Tuscan*

WATERTABLE SILL 18"

finish: *Natural*

length: 18" (457 mm)

width: 3" (76 mm)

thickness: 2" (51 mm)

colors: *Black Rundle & WestCoast®*

TRIMSTONES & KEYSTONES

Offering tremendous design flexibility, Pangaea® Trimstones and Keystones can be cut or shaped to conform to any arch radius making them the perfect finishing touch for door and window treatments.

TRIMSTONE 8"

finish: *Natural*

length: 8" (203 mm)

width: 6" (152 mm)

thickness: 1 1/2" (38 mm)

colors: *Black Rundle,
Cambrian & Tuscan*

TRIMSTONE 9"

finish: *Natural*

length: 9" (229 mm)

width: 5" (127 mm)

thickness: 1 1/2" (38 mm)

colors: *Black Rundle,
Cambrian & Tuscan*

KEYSTONE

finish: *Natural*


height: 11 1/2" (292 mm)

width: *Top - 9 1/2" (292 mm)*

Bottom - 5" (241 mm)

thickness: 1 1/2" (38 mm)

colors: *Black Rundle,
Cambrian & Tuscan*





*WestCoast® Ledgestone blended with
WestCoast® Jumpers finished with
Architectural Accessories*

PANGAEA® ARCHITECTURAL ELEMENTS

HEARTHSTONES

Pangaea® Hearthstones are rugged, yet refined, and are suitable not only for your fireplace, but for any living space as they are functional as well as beautiful.

SPECIFICATIONS

finish: *Natural*

length: 19" (483 mm)

width: 20" (508 mm)

thickness: 2" (51 mm)

colors: *Black Rundle, Cambrian
Tuscan, & WestCoast®*

POST CAPS

Sturdy and durable, Pangaea® Post Caps are the perfect finishing design element for entry posts or other hardscaping projects.

SPECIFICATIONS

finish: *Natural*
length: 24" (610 mm)
width: 24" (610 mm)
thickness: 2" (51 mm)
colors: *Black Rundle, Cambrian
Tuscan, & WestCoast®*

WALL CAPS

Pangaea® Wall Caps withstand the test of time. They are the ideal finish for your garden and entry walls.

WALL CAP 12"

finish: *Natural*
length: 20" (208 mm)
width: 12" (305 mm)
thickness: 2" (51 mm)
colors: *Black Rundle, Cambrian
Tuscan, & WestCoast®*

WALL CAP 14"

finish: *Natural*
length: 20" (208 mm)
width: 14" (356 mm)
thickness: 2" (51 mm)
colors: *Black Rundle, Cambrian
Tuscan, & WestCoast®*

SLABS

Add beauty, durability and permanence to your project. For use outdoors as a stair tread or indoors as a one-piece hearthstone, Pangaea® slabs are both aesthetically pleasing and functional.

SLAB 72" X 20"

finish: *Natural*
length: 72" (1,829 mm)
width: 20" (508 mm)
thickness: 2" (51 mm)
colors: *WestCoast® only*

SLAB 72" X 24"

finish: *Natural*
length: 72" (1,829 mm)
width: 24" (610 mm)
thickness: 2" (51 mm)
colors: *Cambrian & Tuscan*

SLAB 84" X 24"

finish: *Textured*
length: 84" (2,134 mm)
width: 24" (610 mm)
thickness: 2" (51 mm)
colors: *Cambrian & Tuscan*



PANGAEA® IS SYNONYMOUS WITH RELIABILITY AND CONSISTENCY.

Over the past 15 years we have consciously re-imagined, re-evaluated and re-tooled our approach on how to continually create value. We have delivered real world solutions to real world problems. We are insanely focused on delivering the highest value from the products we manufacture to the communities we serve. This purpose is what continually fuels our passion.

We could start nerding out and use words like thermal mass, silica composition and discuss freeze-thaw cycles. We could talk about gravity loads and building envelopes, but we don't want to bore you with the details.

Just know, we've thought about all of it, so you don't have to. We've got your back so you can stress less and concentrate on beauty and design.

PANGAEA® COMMERCIAL IS

DIFFERENT



EXCLUSIVE GripSet® TECHNOLOGY

YOU COUNT ON MAKING IT STICK.

WE HELP YOU WITH THAT.

Professional masons told us the saw cut smooth surfaces of natural stone veneers are harder to attach and more time consuming to install than manufactured stone veneers which have rough surfaces. With this problem in mind, we went to work and found a solution. We call it GripSet®. GripSet® creates a non-slip surface on the back of each stone allowing mortar to penetrate the stone, creating a much stronger bond with the vertical surface. Mortar not only mechanically bonds to the wall, but also our stone veneers through the GripSet® process.

This translates to a higher quality install with time to spare.



WestCoast® Fieldstone



You probably want to see us again. Check out our Pangaea® editorial magazine online or in store. We're also at PangaeaNaturalStone.com, or find us on instagram if you're just here for the eye candy.



All things Stone ... and more

www.AllThingsStone.com
1-800-977-8663

AUTHORIZED DEALER